


DATASHEET

Rockfon Eclipse® Customised



Sounds Beautiful

Rockfon Eclipse® Customised

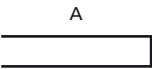







- Design your own frameless acoustic island or wall panel in whatever shape you like and most colours from the NCS Colour system
- Rockfon Eclipse Customised is available in an unlimited variety of shapes, providing unique design freedom to inspire and enhance your interior design scheme
- Quick and easy to install, Rockfon Eclipse Customised can be fixed directly to a soffit or where a traditional suspended ceiling cannot be installed
- It can also be used as a frameless wall panel, fixed directly onto the wall or stepped from the wall with a 65mm gap
- Perfect for thermal mass installations with rear surface providing excellent heat and light reflection

Product Description

- Stone wool island
- Visible side: smooth custom-coloured, matt fleece
- Rear side: white backing fleece
- Painted edges

Application Areas

- Retail
- Education
- Office
- Leisure

Edge detail	Shapes	Module size (mm)	Weight (kg/unit)	MS / MS easy access (mm)	Recommended installation System
	Square 	1160 x 1160 x 40	9	15 / 150	Rockfon® System Eclipse Island™
	Rectangle 	1160 x 580 x 40	5	15 / 150	Rockfon® System Eclipse Island™
		1760 x 1160 x 40	13	15 / 150	Rockfon® System Eclipse Island™
		2360 x 1160 x 40	17	15 / 150	Rockfon® System Eclipse Island™
	Circle 	800 x 800 x 40	3	15 / 150	Rockfon® System Eclipse Island™
	Triangle 	1160 x 1160 x 40	7	15 / 150	Rockfon® System Eclipse Island™
			4	15 / 150	Rockfon® System Eclipse Island™
			6	15 / 150	Rockfon® System Eclipse Island™
	Hexagon 				
	Oval 	1760 x 1160 x 40	10	15 / 150	Rockfon® System Eclipse Island™
	Bespoke 	- x - x 40	-	15 / 150	Rockfon® System Eclipse Island™

MS = Minimum Suspension

Free-form sizes bigger than 2400 length or 1200 width will be produced as two halves.

Size 2360 x 1160 x 40 is only available in custom colours on one side.

Contact us for Eclipse Customised special shapes, sizes, two-sided painted options, lead times and minimum order quantities.



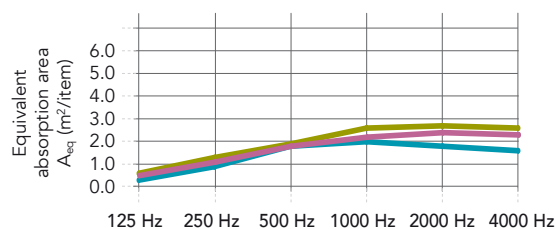
Performance



Sound absorption

A_{eq} (m²/item)

* Distance between items greater or equal to 2000mm. Further acoustic data available; contact your local Rockfon technical support.



	125 Hz	250 Hz	500 Hz	1000 Hz	2000 Hz	4000 Hz
Square 1160 single item* (suspension height: 15mm)	0.3	0.9	1.8	2.0	1.8	1.6
Square 1160 single item* (suspension height: 500mm)	0.6	1.3	1.9	2.6	2.7	2.6
Square 1160 array of 6 items, 300mm distance (suspension height 500mm)	0.5	1.1	1.8	2.2	2.4	2.3



Reaction to fire

A2-s1,d0



Light reflection

Colour-dependent



Humidity and sag resistance

Up to 100% RH.
No visible deflection in high humidity



Cleaning

- Vacuum



Hygiene

Stone wool provides no sustenance to microorganisms



Environment

Fully recyclable stone wool
The recycled content of Rockfon products is between 29% and 64% according to ISO 14021.



Carbon footprint

Cradle-to-Gate 6.13 kg of CO₂ eq. (based on third party verified EPD)
Cradle-to-Grave 8.30 kg of CO₂ eq. (based on third party verified EPD)



Indoor environment

A selection of Rockfon products have been awarded the Finnish M1 emission classification for building materials and the Danish Indoor Climate Label for low emission products



Sounds Beautiful

